

Part number:

**HYDROMA**

HYDRAULICKÉ SYSTÉMY

**HIDROMA  
SYSTEMS**

UKŁADY HYDRAULICZNE

**HYDROMA**

ГИДРАВЛИЧЕСКИЕ СИСТЕМЫ

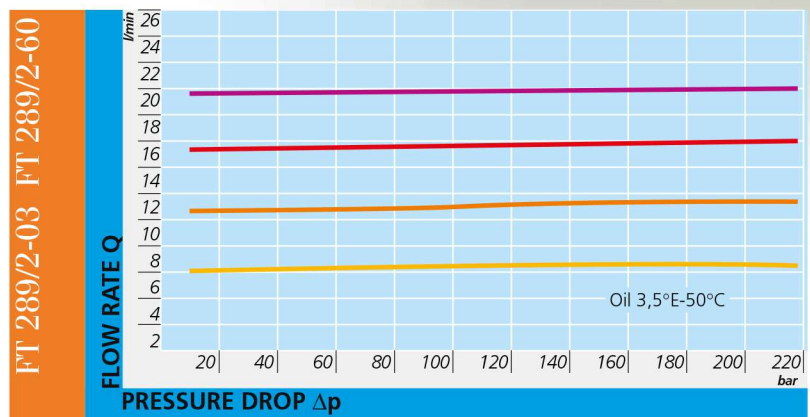
FT 289/2

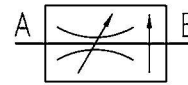


## MATERIALS

VALVE BODY	11 S MN PB 30 - UNI EN 10087
ADJUSTING MEMBERS	35 S MN PB 10 - UNI EN 10087
COMPENSATION PISTON	38 NI CR MO 5 - UNI EN 10083 HEAT TREATED
HANDWHEEL	GD AL SI - UNI EN AB 46100 PAINTED
NIPPLE	NYLON 6
OR	NITRILE
ANTIEXTRUSION RINGS	PTFE

*All components are surface treated and protected*





## PRESSURE COMPENSATED FLOW CONTROL PLATE VALVES

They are provided with plate connections of two-port flow regulators (in line) series FT 287/2 whose main characteristics are maintained.

Appreciated for the high precision level.

They are provided with plate connections mod. CETOP 03 or interchangeable with the broadly used valves. The connection seals are equipped in series.

The sealings are supplied in series.

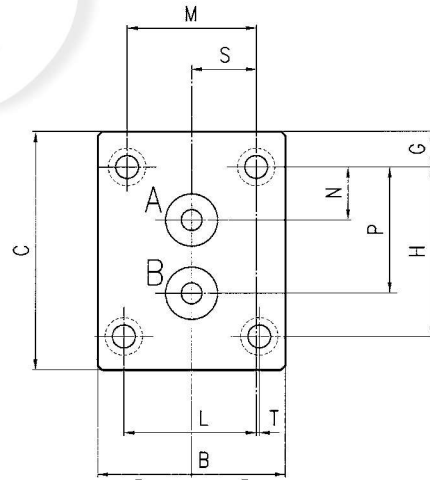
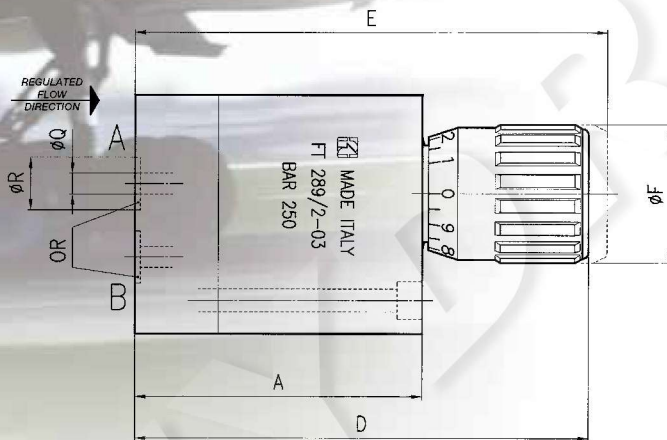
Max. working pressure 250 bar.



# FT 289/2

### EXAMPLE FOR ORDERING

CODE	TYPE
FT 289/2	03



### DIMENSIONS

TYPE	A	B	C	D	E	$\phi F$	G	H	L	M	N	P	$\phi Q$	$\phi R$	S	T	OR	SCREW	WEIGHT
03	69	45	57	109	113,5	33	8,5	40,5	31,75	31	12,7	30,5	5	12,5	15,5	0,75	2037	M5x75	1,285
60	69	45	57	109	113,5	33	8,5	40,5	31,75	31	10	33	6	17,2	15,5	0,75	2056	M5x75	1,270